
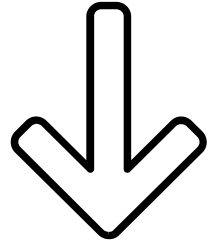


EARTHQUAKE PREPAREDNESS

YOU WILL SURVIVE....
YOU JUST NEED TO BE PREPARED

START HERE



✓ PREPARE YOUR HOME/CAR/WORK

- ✓ LAFD Emergency Prep Booklet - [click here](#)
- ✓ Earthquake Country Prep Booklet - [click here](#)
- ✓ The Big One: Survival Guide - [click here](#)
- ✓ Pet Prep - [click here](#)
- ✓ Local store for supplies - [click here](#)
- ✓ Online supplies - [click here](#)
- ✓ More supplies - [click here](#)

✓ PREPARE YOUR BLOCK GET RYLAN TRAINED

AFTER A MAJOR QUAKE YOU WILL RELY UPON YOUR NEIGHBORS FOR SURVIVAL & RECOVERY. 'READY YOUR LOS ANGELES NEIGHBORHOOD' <https://emergency.lacity.org/rylan/about>

- ✓ What is RYLAN? - [click here](#)
- ✓ Sign up for your RYLAN training - [click here](#) or call 213.484.4800
- ✓ Wait! How do I organize my block and get an email roster started? [Click here](#)

✓ GET C.E.R.T. TRAINED

GET TRAINED ON BASIC DISASTER RESPONSE SKILLS YOU WILL NEED INCLUDING FIRE SAFETY, SEARCH & RESCUE TO BASIC MEDICAL. "COMMUNITY EMERGENCY RESPONSE TRAINING" www.cert-la.com

- ✓ What is C.E.R.T.? - [click here](#)
- ✓ Sign up for C.E.R.T. classes - [click here](#)

✓ SIGN UP FOR ALERTS


- ✓ Sign up for ShakeAlertLA - [click here](#)
- ✓ Sign up for CITY ALERTS - [click here](#)
- ✓ Sign up for COUNTY ALERTS - [click here](#)

✓ GET FIRST AID & STOP THE BLEED TRAINING

- ✓ Sign up for courses - [click here](#)

SEVEN STEPS TO EARTHQUAKE SAFETY

1 SECURE YOUR SPACE



IDENTIFY HAZARDS & SECURE MOVEABLE ITEMS

<https://www.earthquakecountry.org/step1/>

2 PLAN TO BE SAFE



CREATE A DISASTER PLAN FOR YOUR FAMILY & DECIDE HOW YOU WILL COMMUNICATE DURING A COMMUNICATION BLACKOUT

<https://www.earthquakecountry.org/step2/>

<https://redfora.com/pages/guides>

[Fill out your plan - click here](#)

3 ORGANIZE DISASTER SUPPLIES



IN CONVENIENT LOCATIONS FOR HOME/CAR/WORK

<https://www.earthquakecountry.org/step3/>

<https://redfora.com/pages/guides>

4 MINIMIZE FINANCIAL HARDSHIP



ORGANIZE IMPORTANT DOCUMENTS, STRENGTHEN YOUR PROPERTY & CONSIDER INSURANCE

<https://www.earthquakecountry.org/step4/>

5 DROP, COVER & HOLD ON!



DROP, COVER & HOLD ON WHEN THE EARTH SHAKES.

<https://www.earthquakecountry.org/step5/>

6 IMPROVE SAFETY



EVACUATE IF NECESSARY, HELP THE INJURED & PREVENT FURTHER INJURIES OR DAMAGE. ⚠️ USE YOUR RYLAN & CERT TRAINING!

<https://www.earthquakecountry.org/step6/>

<https://youtu.be/TamrRqXK8sk>

7 RECONNECT & RESTORE



RESTORE DAILY LIFE BY RECONNECTING WITH OTHERS, REPAIRING DAMAGE, & REBUILDING COMMUNITY

<https://www.earthquakecountry.org/step7/>

Images :© California Earthquake Authority

MIRACLE MILE RESIDENTIAL ASSOCIATION